



Tom Stephenson
VP, Community & Legal Operations

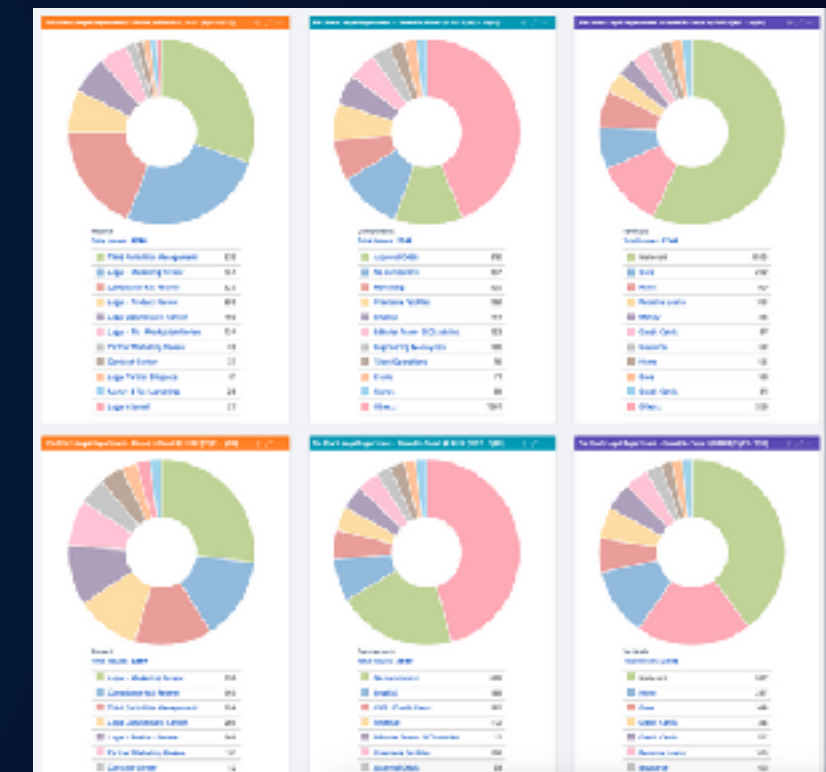


Priyanka Mukherjee
Legal Director, APAC




Insight to Impact:
The Future of Legal Metrics Starts Here

The more **data** we create,
the more **storytellers** we'll need



We have an issue with
creating meaning
not with **understanding data**



<decoding> <data>











kenpom.com

2025 Pomeroy College Basketball Ratings

[help](#)

02·03·04·05·06·07·08·09·10·11·12·13·14·15·16·17·18·19·20·21·22·23·24·25

Data through games of Monday, April 7 (6292 games)

Rk	Team	Conf	W-L	NetRtg	ORTg	DRTg	AdjT	Luck	Strength of Schedule			NCSOS NetRtg
									NetRtg	ORTg	DRTg	
1	Duke 1	ACC	35-4	+39.29	130.1 1	90.8 3	66.0 269	-.026 252	+11.51 51	113.4 43	101.9 55	+9.46 21
2	Houston 1	B12	35-5	+36.59	123.4 12	86.8 1	61.9 359	+.020 129	+15.63 15	115.0 16	99.4 13	+2.62 100
3	Florida 1	SEC	36-4	+36.46	128.2 2	91.8 6	70.1 57	+.032 100	+16.15 12	115.6 10	99.5 14	-2.20 237
4	Auburn 1	SEC	32-6	+35.05	127.2 3	92.1 9	68.2 134	+.026 116	+19.63 2	117.4 2	97.8 1	+10.51 19
5	Tennessee 2	SEC	30-8	+30.93	120.7 17	89.7 3	63.7 349	+.029 108	+16.80 7	117.0 3	100.2 27	-1.04 202
6	Alabama 2	SEC	28-9	+30.34	126.8 4	96.5 28	75.3 1	+.036 85	+20.14 1	118.5 1	98.4 3	+12.62 9
7	Michigan St. 2	B10	30-7	+28.48	118.8 25	90.4 4	67.5 183	-.008 205	+14.72 21	114.9 21	100.2 26	+0.27 159
8	Gonzaga 8	WCC	26-9	+28.01	124.7 6	96.7 29	70.5 42	-.082 346	+8.09 70	111.3 69	103.2 72	+8.99 23
9	Texas Tech 3	B12	28-9	+27.92	125.4 5	97.5 39	66.1 264	-.037 273	+12.19 49	112.6 52	100.4 31	-4.68 305
10	Maryland 4	B10	27-9	+27.07	118.9 23	91.9 7	69.6 66	-.028 262	+12.51 46	113.9 34	101.4 52	-10.46 359
11	Iowa St. 3	B12	25-10	+26.65	119.8 19	93.2 13	68.8 109	-.051 305	+12.83 38	113.7 39	100.8 43	-1.14 204
12	Wisconsin 3	B10	27-10	+26.57	122.9 13	96.3 24	68.0 149	-.047 292	+14.53 23	114.9 20	100.4 30	+0.01 168
13	Arizona 4	B12	24-13	+26.35	123.7 11	97.3 38	70.3 49	-.048 297	+16.93 6	115.9 7	98.9 8	+5.19 50
14	St. John's 2	BE	31-5	+26.06	114.0 68	88.0 2	70.0 58	-.017 231	+9.16 62	112.1 60	102.9 68	-0.20 179
15	Purdue 4	B10	24-12	+25.36	124.6 7	99.2 53	65.1 300	-.016 221	+16.76 8	116.0 5	99.3 11	+10.52 18
16	Kentucky 3	SEC	24-12	+24.54	123.7 10	99.2 51	70.9 30	+.010 154	+18.23 3	117.0 4	98.8 6	+3.64 80
17	Illinois 6	B10	22-13	+24.32	121.9 14	97.6 40	71.5 17	-.022 248	+17.14 4	115.9 6	98.7 5	+3.60 82
18	Texas A&M 4	SEC	23-11	+23.66	116.5 42	92.9 10	66.8 215	+.001 171	+16.52 11	115.7 8	99.2 10	+7.67 34
19	Missouri 6	SEC	22-12	+23.57	124.4 8	100.8 68	68.6 113	-.055 312	+13.34 33	113.9 35	100.6 37	-9.28 355
20	UCLA 7	B10	23-11	+23.46	117.3 37	93.8 14	65.0 312	-.019 233	+14.09 27	114.6 25	100.6 38	-5.15 311
21	Michigan 5	B10	27-10	+23.45	116.5 43	93.1 12	70.1 54	+.072 38	+16.57 10	115.4 11	98.8 7	+3.95 72
22	Mississippi 6	SEC	24-12	+23.34	119.1 22	95.8 23	68.1 143	+.013 147	+16.98 5	115.7 9	98.7 4	-0.55 194
23	Clemson 5	ACC	27-7	+23.22	118.2 28	95.0 17	64.6 327	-.046 291	+8.32 68	111.6 65	103.3 75	+3.67 78
24	Kansas 7	B12	21-13	+22.94	115.9 52	93.0 11	68.6 114	-.034 269	+15.79 13	115.1 15	99.4 12	+8.86 24
25	Saint Mary's 7	WCC	29-6	+22.73	114.7 63	92.0 8	61.7 380	+.014 143	+6.61 77	112.0 61	105.3 107	+5.47 47

kenpom.com

Record: 25-11

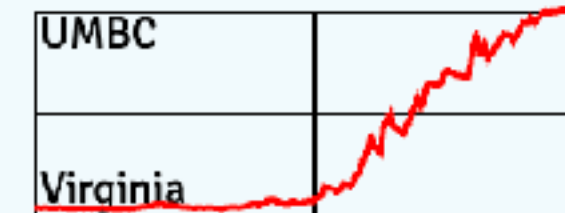
Record: 35-3

188 UMBC 74, 1 Virginia 54

Friday, March 16, 2018 - 9:30 PM - Center

UMBC
Virginia

T
74
54



<prev UMB (25-11)

Rk	Team	Conf	W-L	NetRtg	ORTg			DRtg			AdjT	Luck	Strength of Schedule			NCSOS NetRtg				
													NetRtg	ORTg	DRtg					
2	Virginia 1	ACC	31-3	+29.53	115.2	30	85.6	1	59.4	351	+0.048	66	+9.24	37	110.0	33	100.7	33	-0.08	158
166	UMBC 16	AE	25-11	+0.50	103.1	206	102.6	124	68.4	170	+0.125	2	-4.38	269	102.7	267	107.1	259	-3.55	277

Less **complexity**.
More **clarity**.

complicated > simple > interesting



Priyanka Mukherjee
Legal Director, APAC



AI as the Strategic Bridge for GC + Legal Ops

	General Counsel	Legal Operations
eBilling	Analyze year-over-year practice spend vs. budget.	Ask AI to analyze legal spend from Excel (firms, practices).
Contracts	(With CLM) Have AI analyze existing contract data and playbooks → strategic recommendations for automated improvements and change-management.	(No CLM) Use AI to build/analyze enterprise-wide surveys on contract pain points & desired features → informed RFP & budget request.
Governance & Regulatory	Review AI summaries to swiftly assess impact, proactively guiding company policy adjustments.	Use AI-driven feeds to summarize regulatory updates quickly, identifying high-level risks needing legal review.
Resource Optimization & Headcount	Leverage AI-generated benchmarks/data to build a persuasive, data-driven headcount/resource business case.	Input your legal team size/budget into AI → instant benchmarks vs. industry peers.



EARLY

- Audience: Practice Group
- Ideas:
 - Work Performed Baseline
 - MVP = minimum, not maximum
 - Ask if you don't know!!!



INTERMEDIATE

EARLY

- Audience: Legal Team
- Ideas:
 - Project Plan Metrics
 - Slowly transition from **signals** to **stories** about spend
 - If unsure, north star should align with broader legal department goals



ADVANCED

INTERMEDIATE

EARLY

- Audience: Enterprise
- Ideas:
 - Partner with other verticals to share wins and/or lunch & learn
 - Legal Metrics Center of Excellence
 - Transition from **stories** of spend to **pictures** of profit

ACC Association of Corporate Counsel | Legal Operations Maturity Model

By In-house counsel, for in-house counsel

Metrics and Analytics

The system to collect, organize and use data to inform decision making and performance management.

ACC offers this **Legal Operations Maturity Model** as a reference tool. Use it to benchmark maturity in any given area(s), bearing in mind that priorities and aspirational targets will vary based on department size, staffing and budgets. We have partnered with leading legal service providers to produce the **Foundational Toolkit** to advance in each of the 14 functions. Members can link to the tools and on-demand webcasts below.

• SAMPLE FORMS, POLICIES, AND CONTRACTS

ACC Legal Operations Maturity Model Metrics & Analytics: Capture, Calculate and Report

How to Demonstrate the Law Department Strategic Value, or the Power of Data

ACC Legal Operations Maturity Model Metrics & Analytics: Moving From Early to Intermediate Stages



You need the instinct to ask:
What actually matters here?

You need the discipline to say:
This is what we know.
This is what it means.
Here's what we do next.



SINGAPORE
MAY 29 - 30, 2025
THE WESTIN

2025
ASIA-PACIFIC
**ANNUAL
MEETING**